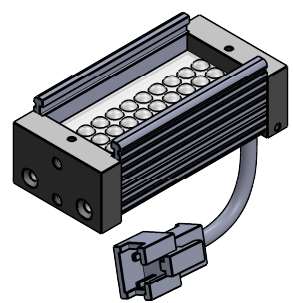
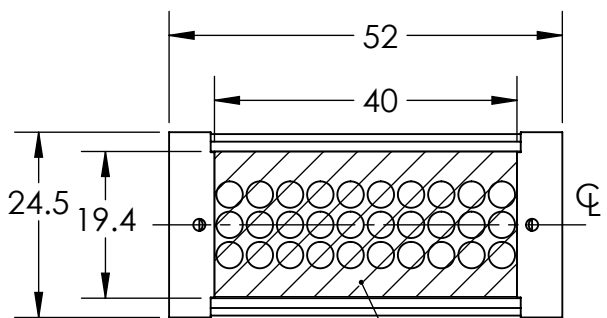
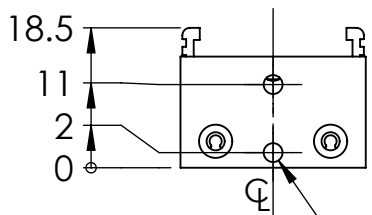
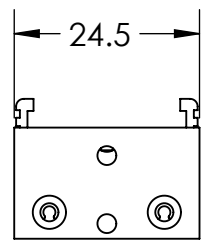


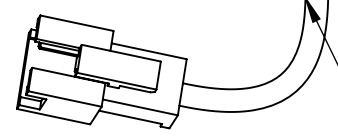

REVISIONS			
REV.	DESCRIPTIONS	EDIT BY	DATE:(d/m/y)




EMITTING AREA



2X TAP M3X0.5
 ∇ 4 NOT THRU
 (2 SIDES)



CONNECTOR
 50CM CABLE



2X NUT M3

34.6
 ADJUSTMENT LENGTH

DESIGN BY	FIRDAUS	UNIT: MM
CHECK BY	NIZAM	⊕ ⊖ SIZE A4
DATE	2/6/2022	REVISION:
MATERIAL	-	01
FINISHING	-	SCALE:
QTY	-	1:1

PRODUCT SERIES: HLBRX SERIES		
TITLE	DRAWING LAYOUT	GEN. TOLERANCES
PART NO	HLBRX-00-040-3-X-24V	X ±0.15
DWG NO	-	X.X ±0.1
		X.XX ±0.05
		SHEET 1 OF 1

